



ACLS-U Pre-Course Work - Accelerated Course (ACLS-2020U-PCW) (Update/Renewal Class)

This course is for healthcare providers who hold a NON-EXPIRED American Heart Association course completion card. All students must email us a copy of their non-expired American Heart Association course completion card upon enrollment.

* If you last completed your ACLS training with Educational Critical Care Concepts (within 2 years), you DO NOT need to send us a copy of your current course completion card.

Required Course Material (Choose One):

- ACLS Manual
- ACLS eBook (Electronic book (eBook) received via email immediately upon enrollment)

Optional Items:

- ACLS Pocket Reference Cards
- ACLS Digital Reference Cards
- ECC Handbook
- ECC Handbook eBook
- Adult Rhythm Review Manual
- ECG Cheat Card
- BLS Heartcode w/ Skills Session

Course Length: 4 hours (Hands-on Skills Practice/Testing)

Location

- 25 Indian Rock Road, Suite 25 (The Commons Plaza) Windham, NH 03087

Audience

Designed for healthcare professionals who direct or manage cardiopulmonary arrest or other cardiovascular emergencies; personnel in emergency response, emergency medicine, intensive care, and critical care units; physicians, nurses, and paramedics; and others who need an ACLS course completion card for job or other requirements. Medical professionals who respond to cardiovascular emergencies in and out of the hospital enhance their treatment knowledge and skills through the AHA's ACLS training courses.

Course Description & Pre-course Work

This is an accelerated course. Pre-course work: Upon enrollment, the student will receive an email with a link to complete the ACLS Precourse Self-Assessment and Precourse Work. The student MUST complete the ACLS Precourse Self-Assessment and Precourse Work and the certificate must then be emailed to mail@ec3-tc.com at least 24 hours prior to the course. Once the pretest has been received, the student will be issued the ACLS exam eLink. This exam must be completed in one sitting and the online course survey must be completed for the exam to show as complete.

Any students who do not provide their AHA ACLS pre-course preparation completion certificate and/or complete the ACLS exam, are not permitted to attend class. No refunds/rescheduling for students who do not comply with pre-course work requirements.

The hands-on skills practice/testing is completed within the classroom. It is strongly recommended that you read through the course manual to familiarize yourself with the course content prior to the class.

Rev 1.0

Includes course instruction by AHA qualified instructor, online exams & course completion eCard that is emailed within 48 hours of successful course completion. Minimum grade of 84% required on online written exam to pass course and receive course completion eCard. Course completion eCards are American Heart Association cards and are accepted nationwide. AHA's ACLS offerings highlight the importance of team dynamics and communication, systems of care and immediate post-cardiac arrest care. They also cover airway management and related pharmacology.

After successfully completing this course, students should be able to:

- Define systems of care
- Apply the BLS, Primary, and Secondary Assessments sequence for a systematic evaluation of adult patients
- Discuss how the use of a rapid response team (RRT) or medical emergency team (MET) may improve patient outcomes
- Discuss early recognition and management of Acute Coronary Syndrome (ACS), including appropriate disposition
- Discuss early recognition and management of stroke, including appropriate disposition
- Recognize bradycardias and tachycardias that may result in cardiac arrest or complicate resuscitation outcome
- Perform early management of bradycardias and tachycardias that may result in cardiac arrest or complicate resuscitation outcome
- Model effective communication as a member or leader of a high-performance team
- Recognize the impact of team dynamics on overall team performance
- Recognize respiratory arrest
- Perform early management of respiratory arrest
- Recognize cardiac arrest
- Perform prompt, high-quality BLS including prioritizing early chest compressions and integrating early automated external defibrillator (AED) use
- Perform early management of cardiac arrest until termination of resuscitation or transfer of care, including immediate post-cardiac arrest care
- Evaluate resuscitative efforts during a cardiac arrest through continuous assessment of CPR quality, monitoring the patient's physiologic response, and delivering real-time feedback to the team

ACLS Precourse Self-Assessment and Precourse Work (Required)

- The 2020GL ACLS Precourse Self-Assessment and Precourse Work
 - This must be completed on the American Heart Association eLearning site. Once completed, the student MUST email their course completion certificate to mail@ec3-tc.com. **You cannot show up to class with the course completion certificate. The certificate MUST be emailed to mail@ec3-tc.com no later than 24 hours prior to the hands-on class session.**
- The 2020GL ACLS EXAM
 - Once the 2020GL ACLS Precourse Self-Assessment and Precourse Work have been completed & emailed to us, a link to the 2020GL online ACLS EXAM will be emailed to the student. This exam must be completed in one sitting and the online course survey must be completed for the exam to show as complete.

ACLS Provider Required Course Materials

- 2020GL Student Manual with Pocket Reference Card or 2020GL Student eBook


Course Completion eCard (Electronic Card)

Upon successful completion of the entire course, students receive an American Heart Association course completion eCard that is valid for two years. This eCard will be issued via email within 48 hours upon successful completion of the course (no waiting for card to arrive in the mail). Students can opt to receive a text message to claim and view their eCard by texting “eCard” to the number “51736.”

Educational Critical Care Concepts

AHA requires that all students have the current provider manual or eBook. You MUST bring your provider manual or downloaded eBook to class

***Required Course Material (Course Manual or eBook):**

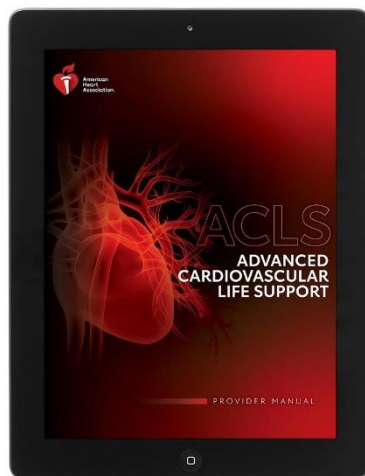


2020GL ACLS Course Manual

The **ACLS Provider Manual** contains all of the information students need to know to successfully complete the ACLS Course. The ACLS Provider Manual is designed for use by a single user and as a student reference tool pre-and post-course. It is also used as a clinical reference.

This manual includes the systematic approach to a cardiopulmonary emergency, effective team communication, and the ACLS cases and algorithms. The ACLS Provider Manual includes the ACLS Reference Card Set.

This product has been updated with new science from the 2020 Guidelines for CPR and ECC




2020GL ACLS eBook

The **ACLS Provider Manual eBook** contains all of the information students need to know to successfully complete the ACLS Course. The ACLS Provider Manual eBook is designed for use by a single user and as a student reference tool pre- and post-course. It is also used as a clinical reference. This digital manual includes information on the systematic approach to a cardiopulmonary emergency, effective team communication, and the ACLS cases and algorithms.

The ACLS Provider Manual eBook includes the ACLS Digital Reference Card.

This product has been updated with new science from the 2020 Guidelines for CPR and ECC

***Optional Items:**




2020GL ACLS Pocket Reference Cards

The AHA's ACLS Reference Card Set is a convenient, quick reference tool that healthcare professionals can use during the ACLS Course and in a variety of healthcare settings

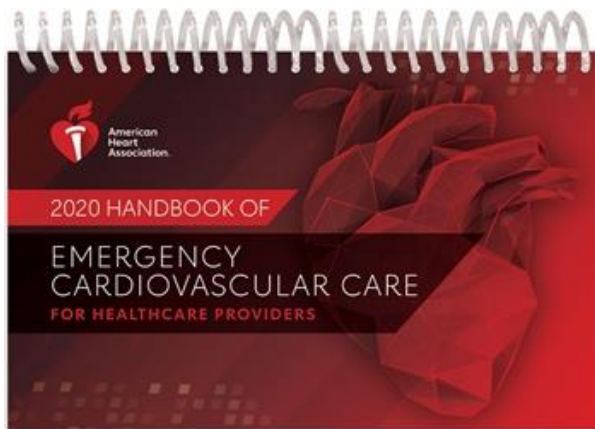
Updated to reflect new science in the 2020 American Heart Association Guidelines for CPR & ECC, as well as the 2019 update to the 2018 ASA Ischemic Stroke Guidelines

This product is included in the ACLS Provider Manual



Electronic version of reference card. Set of 3 convenient, quick reference tools for healthcare professionals

2020GL ACLS Digital Reference Cards



The 2020 edition of the Handbook of ECC incorporates the latest science and treatment recommendations from the 2020 AHA Guidelines for CPR and ECC.

Updated to reflect new science in the 2020 American Heart Association Guidelines for CPR & ECC
 This pocket-sized reference tool, highly-popular among healthcare professionals, provides convenient, quick access to the latest resuscitation science and treatment information.

2020GL ECC Handbook

dosages, and much more. Intended for use by AHA and other instructors and students; personnel in emergency, intensive care, or critical care departments; emergency medical care providers; and regulators and policy makers.

The handbook is organized by basic, advanced adult and pediatric life support, and newborn resuscitation. It provides algorithms, protocols, sequences, drug



The 2020 edition of the Handbook of ECC incorporates the latest science and treatment recommendations from the 2020 AHA Guidelines for CPR and ECC.

Updated to reflect new science in the 2020 American Heart Association Guidelines for CPR & ECC
 This digital reference tool, highly-popular among healthcare professionals, provides convenient, quick access to the latest resuscitation science and treatment information.

The handbook is organized by basic, advanced adult and pediatric life support, and newborn resuscitation. Content cannot be printed.

2020GL ECC Handbook eBook



Learn Rhythm Adult Book

This student workbook was created by Educational Critical Care Concepts as a resource for rhythm preparation prior to taking an ACLS course. This book is intended for students who have not had formal rhythm training and as a review for students who are not routinely required to perform rhythm recognition. Rhythm recognition & understanding is essential for success in an American Heart Association ACLS course.

Learning Objectives

- Brief review of the basic anatomy of the heart
- Review of the cardiac cycle
- Understand electrocardiography and electrode placement
- Review of normal measurements and intervals of waveforms
- Understand steps in rhythm interpretation
- Review of basic rhythms
- Review of core cardiac arrest rhythms
- Review core periarrest arrhythmias
- Recognize premature beats: PAC, PJC, PVC
- Review of electrical therapy

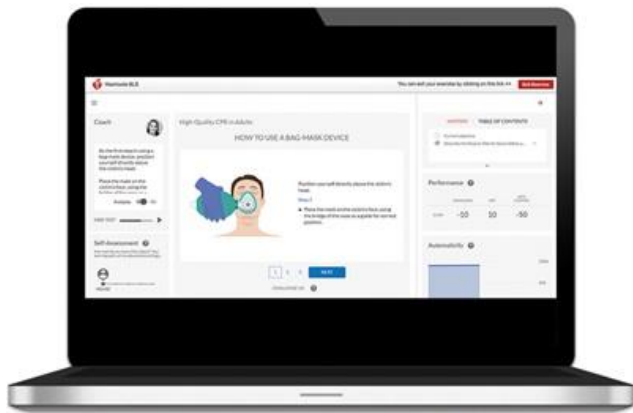
Rhythm	Prevalence	P/RT	P/RT Reg	P/RT Cause	QRS	Shape	QRS	P/RT Reg	ECG	HR	Notes
Normal	95%	12 to 20	REG	Normal	Normal	Normal	Normal	Normal	Normal	60-100	Normal
Bradycardia	5%	5 to 10	REG	Normal	Normal	Normal	Normal	Normal	Normal	<60	Bradycardia
Tachycardia	5%	10 to 20	REG	Normal	Normal	Normal	Normal	Normal	Normal	>100	Tachycardia
AFib	5%	10 to 20	REG	Normal	Normal	Normal	Normal	Normal	Normal	100-150	AFib
SVT	5%	10 to 20	REG	Normal	Normal	Normal	Normal	Normal	Normal	100-150	SVT
VT	5%	10 to 20	REG	Normal	Normal	Normal	Normal	Normal	Normal	100-150	VT
VF	5%	10 to 20	REG	Normal	Normal	Normal	Normal	Normal	Normal	100-150	VF
Asystole	5%	10 to 20	REG	Normal	Normal	Normal	Normal	Normal	Normal	0	Asystole
PEA	5%	10 to 20	REG	Normal	Normal	Normal	Normal	Normal	Normal	0	PEA
1st Degree AV Block	5%	10 to 20	REG	Normal	Normal	Normal	Normal	Normal	Normal	>200	1st Degree AV Block
2nd Degree AV Block	5%	10 to 20	REG	Normal	Normal	Normal	Normal	Normal	Normal	>200	2nd Degree AV Block
3rd Degree AV Block	5%	10 to 20	REG	Normal	Normal	Normal	Normal	Normal	Normal	>200	3rd Degree AV Block
1st Degree Bundle Branch Block	5%	10 to 20	REG	Normal	Normal	Normal	Normal	Normal	Normal	>200	1st Degree Bundle Branch Block
2nd Degree Bundle Branch Block	5%	10 to 20	REG	Normal	Normal	Normal	Normal	Normal	Normal	>200	2nd Degree Bundle Branch Block
3rd Degree Bundle Branch Block	5%	10 to 20	REG	Normal	Normal	Normal	Normal	Normal	Normal	>200	3rd Degree Bundle Branch Block
1st Degree Sinus Node Dysfunction	5%	10 to 20	REG	Normal	Normal	Normal	Normal	Normal	Normal	>200	1st Degree Sinus Node Dysfunction
2nd Degree Sinus Node Dysfunction	5%	10 to 20	REG	Normal	Normal	Normal	Normal	Normal	Normal	>200	2nd Degree Sinus Node Dysfunction
3rd Degree Sinus Node Dysfunction	5%	10 to 20	REG	Normal	Normal	Normal	Normal	Normal	Normal	>200	3rd Degree Sinus Node Dysfunction



ECG Cheat Card

Educational Critical Care Concepts has created an ECG Cheat Card to use as a reference guide in determining rhythms that can be used as a pocket reference. This card is a 4"x6" laminated card.





2020GL BLS Heartcode Online Program w/ Skills Testing

Add this program onto your ACLS enrollment, complete the online BLS Heartcode program before your scheduled ACLS course date and test out on your BLS skills during ACLS.

HeartCode BLS is the AHA's blended learning delivery method for the BLS Provider Course. Blended learning is a combination of eLearning in which a student completes part of the course online in a self-directed manner, followed by a hands-on skills session. HeartCode BLS is the online cognitive portion of BLS blended learning. It uses a variety of eLearning assets such as dramatizations, eSimulations, animations, self-directed learning, and interactive activities to teach students BLS knowledge and skills. The course teaches single-rescuer and team BLS for application in both in-facility and prehospital settings (students choose between two tracks, but can complete/access both, if necessary). After completing the eLearning portion, students will attend a structured Instructor-led course with an AHA BLS Instructor that focuses on meaningful skills practice, debriefing, team scenarios, discussions of local protocols and skills testing.

Course Outline

Duration	Lesson
15	Welcome, Introductions, & Course Administration / ACLS Course Overview & Organization
45	Learning/Testing Station: High-Quality BLS
45	Learning/Testing Station: Airway Management
15	Technology Review
~135	High-Performance Teams Video / Megacode Practice
~12-75	Megacode Testing and Megacode Testing
variable	Remediation/Class Ends

Every five years the American Heart Association publishes the most recent recommendations on cardiovascular care based on scientific studies. 10/21/20 was the most recent update. Educational Critical Care Concepts courses are taught in accordance with the latest updates.

The American Heart Association (AHA) strongly promotes knowledge & proficiency in BLS, ACLS, & PALS & has developed instructional materials for this purpose. Use of these materials in an educational course does not represent course sponsorship by the American Heart Association. Any fees charged for a course, except for a portion of fees needed for AHA course material; do not represent income to the Association.

MANDATORY ONLINE PRE-COURSE COMPONENTS (all covered within pre-course work online module):

- ACLS pre-course self-assessment
- Lesson 1: Systems of Care
- Lesson 2: Science of Resuscitation
- Lesson 3: Systematic Approach
- Lesson 4: CPR Coach
- Lesson 5: High-Quality BLS
- Lesson 6: Airway Management
- Lesson 7: Recognition of Clinical Deterioration
- Lesson 8: Acute Coronary Syndromes
- Lesson 9: Stroke
- Lesson 10: Bradycardia
- Lesson 11: Tachycardia
- Lesson 12: Cardiac Arrest
- Lesson 13: Post-Cardiac Arrest Care
- Written Exam – assigned / completed after pre-course online course completion certificate received via email mail@ec3-tc.com

Every five years the American Heart Association publishes the most recent recommendations on cardiovascular care based on scientific studies. 10/21/20 was the most recent update. Educational Critical Care Concepts courses are taught in accordance with the latest updates.

The American Heart Association (AHA) strongly promotes knowledge & proficiency in BLS, ACLS, & PALS & has developed instructional materials for this purpose. Use of these materials in an educational course does not represent course sponsorship by the American Heart Association. Any fees charged for a course, except for a portion of fees needed for AHA course material; do not represent income to the Association.

Rev 1.0